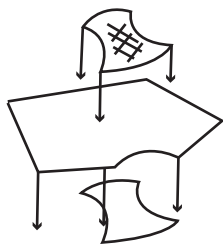


Constellation Party


Hints:

Use fabric with at least 10% horizontal stretch. You may use elastics of your choice, including 1/4" for the legs, any size for the waist, or decorative elastics like picot elastic or fold over elastic. Seam allowance is 1 cm.

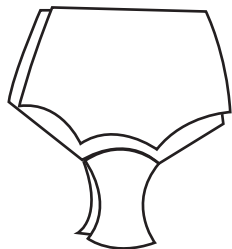
Place crotch pieces right sides together with back piece sandwiched in between crotch pieces.




Sew back crotch seam with a straight stitch.



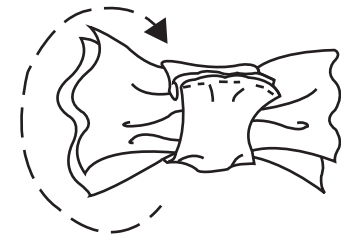
Place front and back pieces right sides together.



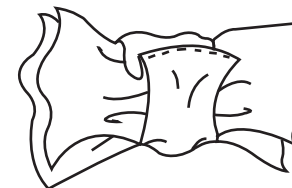
Pin top crotch piece to panty front, right sides together.




Wrap bottom crotch piece completely around panties and pin to front piece, right side of crotch to wrong side of front piece.



Front and back of panties are now inside the crotch pieces. Place pins at center crotch and at each leg opening and sew your seam.



Turn panties back into position and sew side seams.



Sew elastic to right side of panties, gently stretching as you sew and using a zigzag or three step zigzag stitch.



Turn elastic to inside and stitch with a zigzag stitch or three step zigzag stitch.



You're done!